



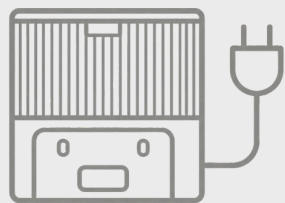
Smart. Stylish. Effortless.

Welcome to LuxaLife.

Your Louis V1 is ready to go.


Quick Start

Want to get started with Louis right away? No problem. Follow the steps below to prepare Louis for his first clean. We know you're excited – for best results, we recommend a fully charged battery before the first session.



Place the Station

Place the home station against a free wall, with 50 cm of free space around it. Plug it into a power outlet.



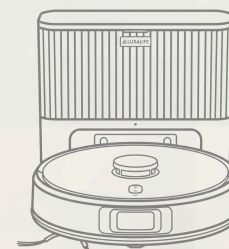
Prepare Louis

Remove protective strips and foil. Install main brush, side brush and 2-in-1 dust & water tank.



Power On

Press and hold the power button until you hear that Louis has powered on.



First Charge

Place Louis in front of the station and press the HOME button. Louis will automatically dock and start charging.



With Louis charging, we now have time to set everything up properly and connect him to the app on your phone.

Let's continue on the other side of this card.

Connect Louis to the App

Scan to download the
Tuya Smart App



OR

Alternative:

Download the **Tuya Smart app** from
the App Store or Google Play.

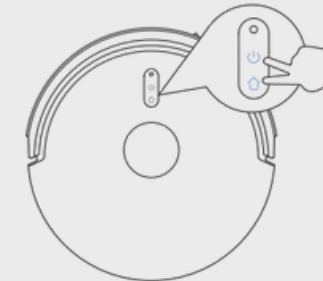
TIP:

- Connect your phone to your Wi-Fi network
- Bluetooth is enabled
- Follow the steps in the app to add Louis.

Connect Louis to Wi-Fi Network:

With the device powered on, press and hold both
buttons for 5-8 seconds.

- Release the buttons when you hear: "Reset Wi-Fi, please follow the App instruction to pair."



NEED HELP? WE'VE GOT YOU COVERED

English Support

For video guides, manuals and
personal support



<https://lxlsupport.com/en>

Deutsche Unterstützung

Für Videos, Gebrauchsanleitungen
und persönlichen Support



<https://lxlsupport.com/de>

Nederlandse Support

Voor video's, handleidingen en
persoonlijk contact



<https://lxlsupport.com/nl>

LuxaLife's Legendary Support is always at your service at

<https://lxlsupport.com>

Enjoy the LuxaLife experience

If you've made it this far, there's only one thing left to say:
enjoy your LuxaLife. Enjoy Louis, and enjoy beautifully
clean, effortlessly maintained floors.

Should anything ever feel unclear or not quite right, don't
hesitate to reach out - **we're here for you. Always.**

Important Tips

- Keep the floor clear of obstacles for optimal cleaning
- Clean sensors weekly for accurate navigation
- Do not place the Auto-Empty station on carpet — hard floors work best
- Avoid direct sunlight near the station, as it may affect docking
- A small amount of water in the 2-in-1 tank is normal (factory tested)
- If the battery is low, Louis may not start — fully charge before use